



**CORPORATE
UTILITIES**

COMMITTED TO EXCELLENT DELIVERY

ENERGY INSIGHT / POWER RADAR



POWER YOUR PERFORMANCE WITH ENERGY INSIGHTS

Our energy insights solutions offer unparalleled visibility into your entire energy estate by delivering a wide range of granular and actionable energy intelligence in real-time – including electricity, gas, heat, air flow, and water.

Effectively and holistically analyse your energy data, manage consumption, reduce spend, improve operational efficiency, and prevent costly downtime with our complimentary energy management platform, PowerRadar™.

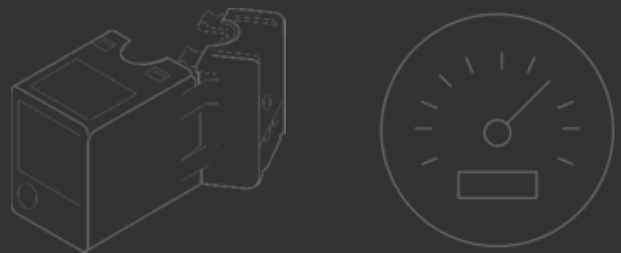
BENEFITS TO YOUR BUSINESS

- Gain a holistic view of how your business uses electricity with real-time, device-level monitoring. Integrate 3rd party meters and monitor heat, gas, air flow, and water in addition to electricity – in a single platform.
- Manage energy consumption and
- reduce spend to drive new levels of operational efficiency and minimise waste.
- Use real energy data to make data-driven, informed decisions and justify investments.
- Reduce the risk of equipment failure with predictive analytics and sophisticated alerts to ensure your business is 'always on.'

HOW DOES IT WORK?

- Our non-invasive, self-powered Panoramic Power™ wireless sensors are easily installed on your devices and require no maintenance.
- Our hardware can collect data from 3rd party meters – gas, heat, water, air – with pulse outputs.
- Understand and analyse your sensor and 3rd party meter data in our powerful cloud-based platform and leverage its comprehensive insights to drive efficiencies and lower operational costs.

STEP 1 - DATA COLLECTION



STEP 2 - DATA MONITORING



STEP 3 - ANALYSIS & ACTION



FEATURES OF OUR PANORAMIC POWER WIRELESS SENSOR FAMILY

- Self-powered by the circuit's magnetic field meaning no maintenance or battery replacement.
- Easily clamps to the outgoing wire from the circuit breaker, making it a quick and easy installation.
- Data sampling every 10 seconds which enables IoT and predictive use cases.
- Flexibility to integrate via cloud technology or hardware allowing you to access your data in a way that best suits your business.
- Provided by a strong leader in the energy space giving you performance and warranty to ensure peace of mind.



PAN-10 WIRELESS SENSOR



PAN-14 WIRELESS SENSOR



PAN-12 WIRELESS SENSOR



PAN-42 POWER METER

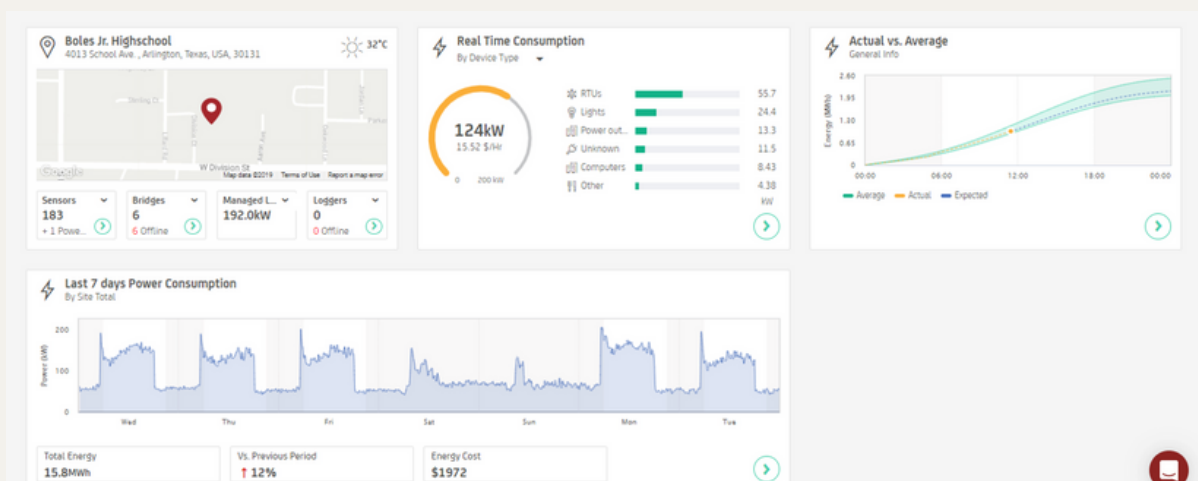


POWERRADAR'S CAPABILITIES REVEAL ACTIONABLE ENERGY DATA

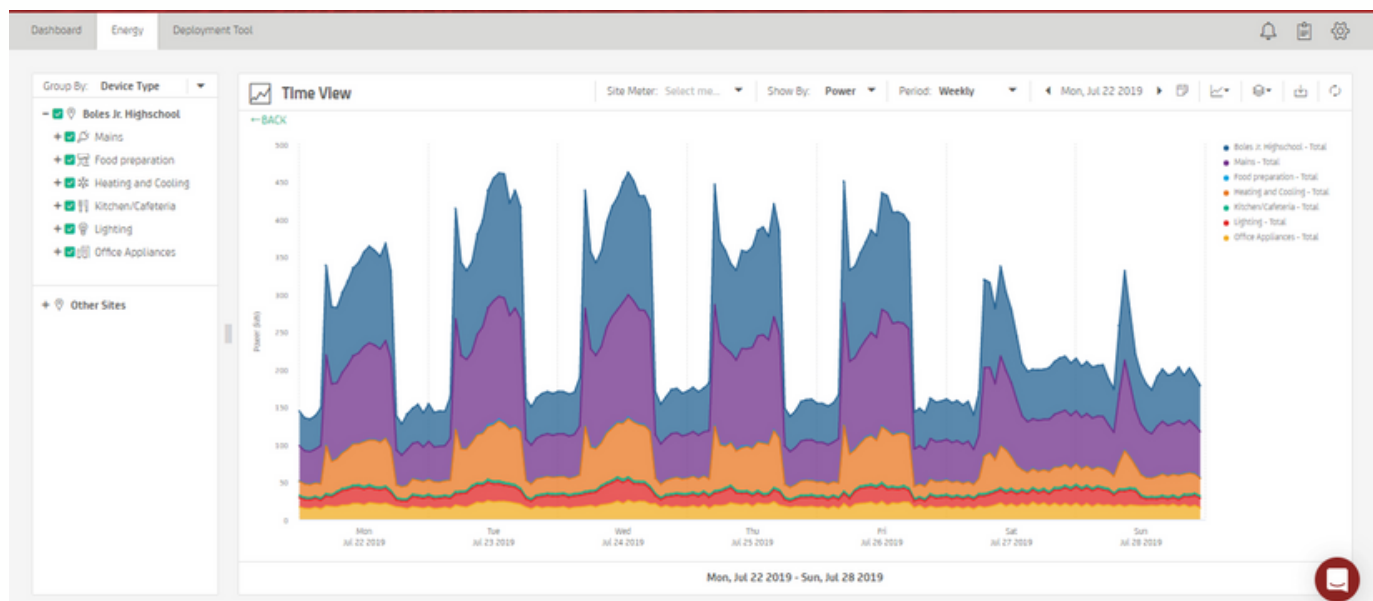
- ☑ Visualise your entire energy estate in PowerRadar with real-time monitoring of your energy data
- ☑ Manage energy consumption and reduce spend in PowerRadar, and proactively identify inefficiencies to minimise wastage across your business
- ☑ Use real energy data from our technology to make informed decisions and justify investments
- ☑ Reviewing electricity supply / consumption / costs
- ☑ PowerRadar uses energy data from Energy Insight to learn your processes – predictive analytics and alerts prevent costly downtime to your business
- ☑ With easy desktop and mobile access, and the flexibility to work with other software, you will always have access to your energy data



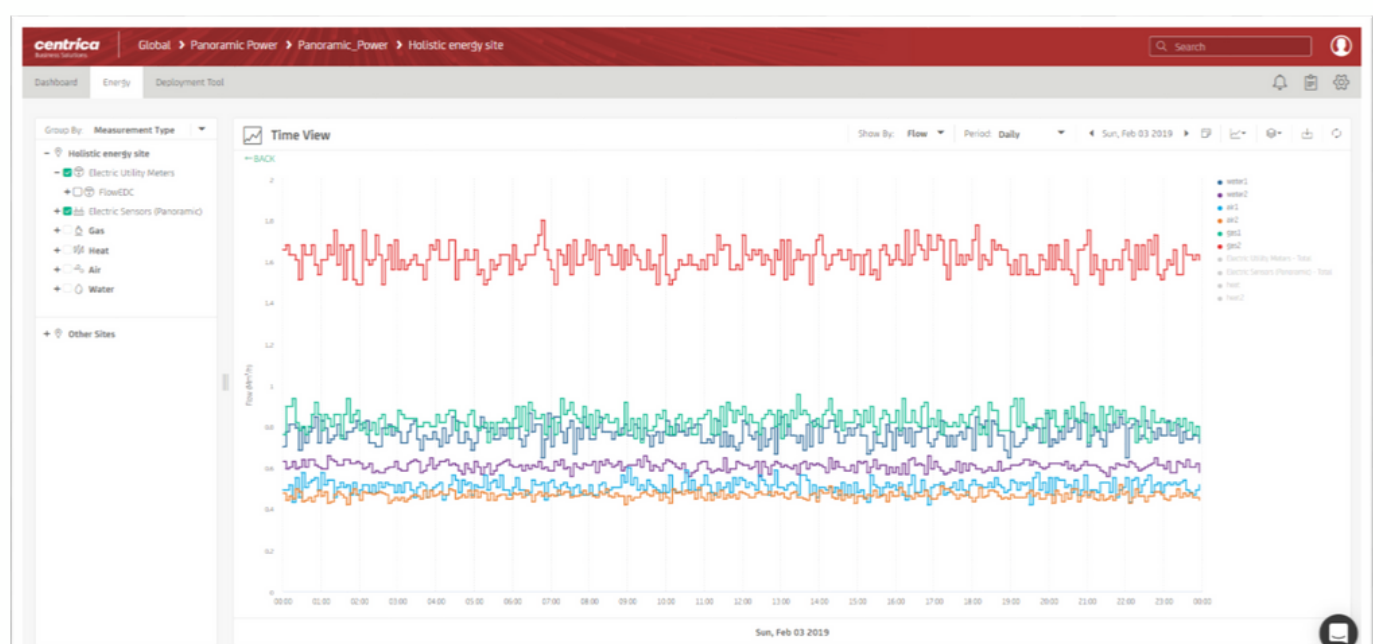
VISUALISATION OF ENERGY ESTATE IN POWERRADAR



TRACK THE ENERGY PERFORMANCE OF YOUR ASSETS



MONITOR YOUR ELECTRICITY, GAS, HEAT, AIR, AND WATER IN A SINGLE VIEW



CASE STUDIES

1. CMR CHILI'S

Energy insights help secure live energy data without IT interference.


CUSTOMER OBJECTIVE

- Reduce energy consumption
- Maintain overall performance
- Make more cost-effective energy decisions

THE SOLUTION

Energy insights offered CMR:

- Location-friendly sensor kits
- Data collection every 10 seconds
- No IT network interference
- Energy cuts despite temperature rises



“

This program has given us a level of energy awareness I never could have imagined. We'll not only improve our profit margins, but become better corporate citizens and better professionals.

Rafael Ruíz Muñoz,
Corporate Brand Director,
CMR Chili's

2. FASHION RETAILER

Energy insights help secure live energy data without IT interference.

CUSTOMER OBJECTIVE

With over 400 stores in 50 countries, a fashion retailer company needed a better understanding of their energy consumption. That knowledge would enable them to cut costs, reduce their carbon footprint, and support their corporate sustainability pledge.

THE SOLUTION

We set up their energy insights solution across six company sites, integrating real-time data to the company's own building management system. The resulting on-site insights reduced energy use by 15% and saved £13,500. Globally, the solution is being rolled out across 60 stores for even bigger projected savings.



“

Crunching real-time data for a cloud-based analytics system, our energy insights solution provided actionable insights by highlighting inefficient operations and enabling risk minimisation.

IMPLEMENTATION STAGES

Working with Corporate Utilities - A simple process to understanding your energy estate in 5 steps.

1

ASSESSMENT

Customise our energy insights solutions to your specific needs and energy strategy. Our solutions experts and support teams can help you define the solution that is best for your business.



2

INSTALLATION

Easily and quickly install our Panoramic Power wireless sensors to your equipment with minimal disruption to your operations. These sensors will IoT-enable your equipment once they are connected to the network. Our support teams are available to assist with installation should you require it.



3

CONNECTION

Follow our simple guides to connect the sensor network and your 3rd party meters to your Wi-Fi (or cellular) network, enabling the transfer of real-time energy data from the sensors and meters to our integrated and interactive energy management platform, PowerRadar.



4

SET UP

Activate your complimentary subscription to PowerRadar, which will sit at the heart of your energy strategy. Create your account, share with your team, and ensure key performance indicators are in place.



5

ANALYSE YOUR ENERGY

Visualise your energy data within PowerRadar. Schedule reports, create real-time alerts, and view analytics to comprehensively understand your energy consumption, better manage your energy, and define savings and efficiency strategies. Data can also be exported from PowerRadar to other software for analysis.



CORPORATE UTILITIES

COMMITTED TO EXCELLENT DELIVERY

CONTACT US

ENGLAND OFFICE

70 GRACECHURCH STREET, LONDON, EC3V 0HR

SCOTLAND OFFICE

9 GEORGE SQUARE, GLASGOW, G2 1QQ

0207 118 1814

0333 800 1878

info@corporateutilities.co.uk

www.corporateutilities.co.uk

